

# Register for BlueAccess

## Step 1

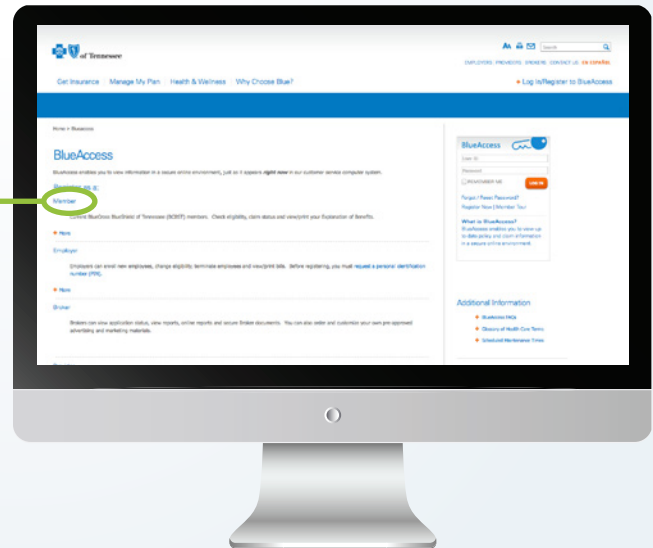
Visit [bcbst.com/nissan-wellness](http://bcbst.com/nissan-wellness)

Choose "Register Now" under  
Log In/Register to BlueAccess



## Step 2

Select the first option:  
"Register as a Member"

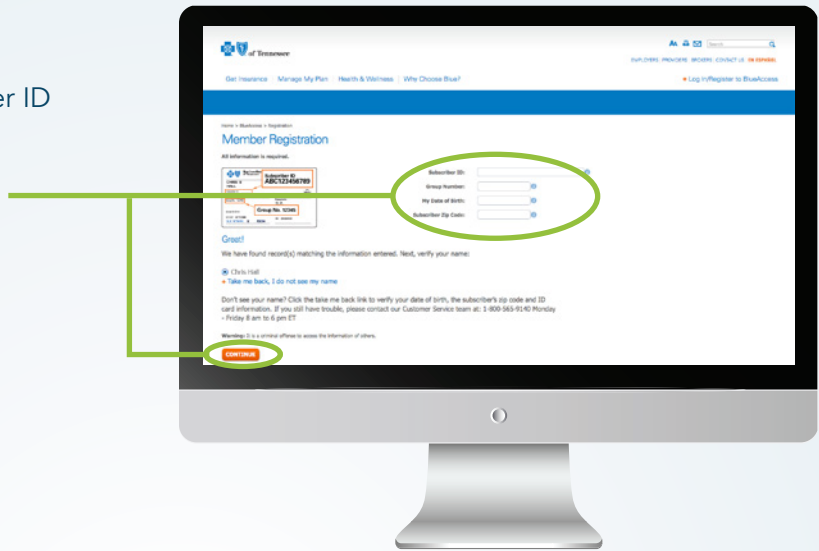


## Step 3

You'll need your BlueCross Member ID

- Enter your subscriber ID
- Enter your group number
- Enter your date of birth
- Enter your zip code

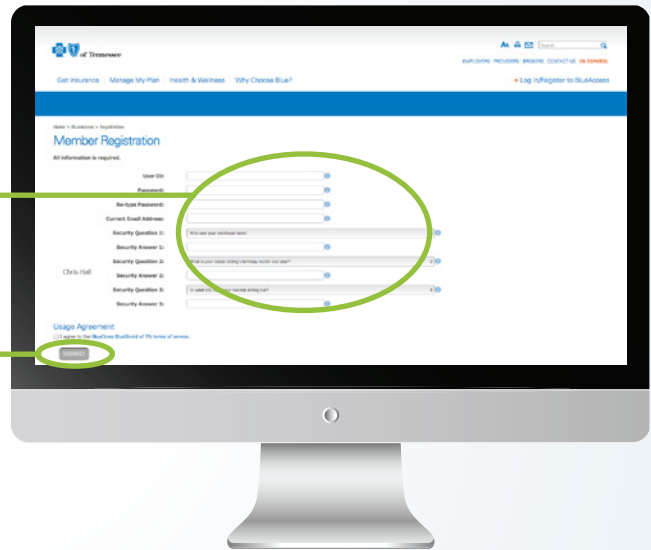
Click Continue



## Step 4

- Create your username and password.\*
- Enter your email address.
- Choose your security questions.
- Agree to the terms of service.
- Click submit.

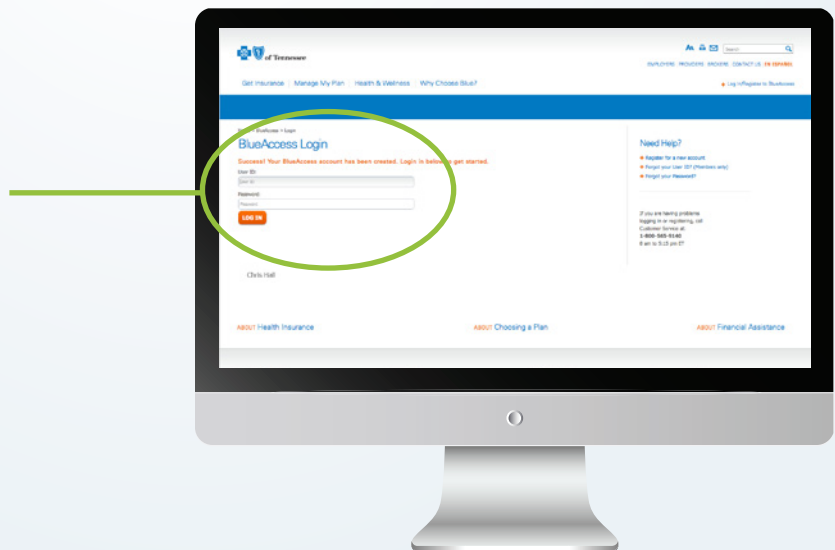
\*You and your spouse (if covered) must register and set up your own username and password.



## Step 5

Congratulations!

Log in and get started with your BlueAccess account today.



# Complete Your Personal Health Assessment (PHA)

## Step 1


Visit [bcbst.com/nissan-wellness](http://bcbst.com/nissan-wellness)

Log in to BlueAccess



## Step 2

Click on "My Health & Wellness"  
at the top of the page.




## Step 3

Select "Member Wellness Portal."



## Step 4

Click "Get Started."



## Step 5

You will be taken to your personalized wellness page where you'll be prompted to take your PHA.

Click "Get Started Now!" and complete your PHA.

